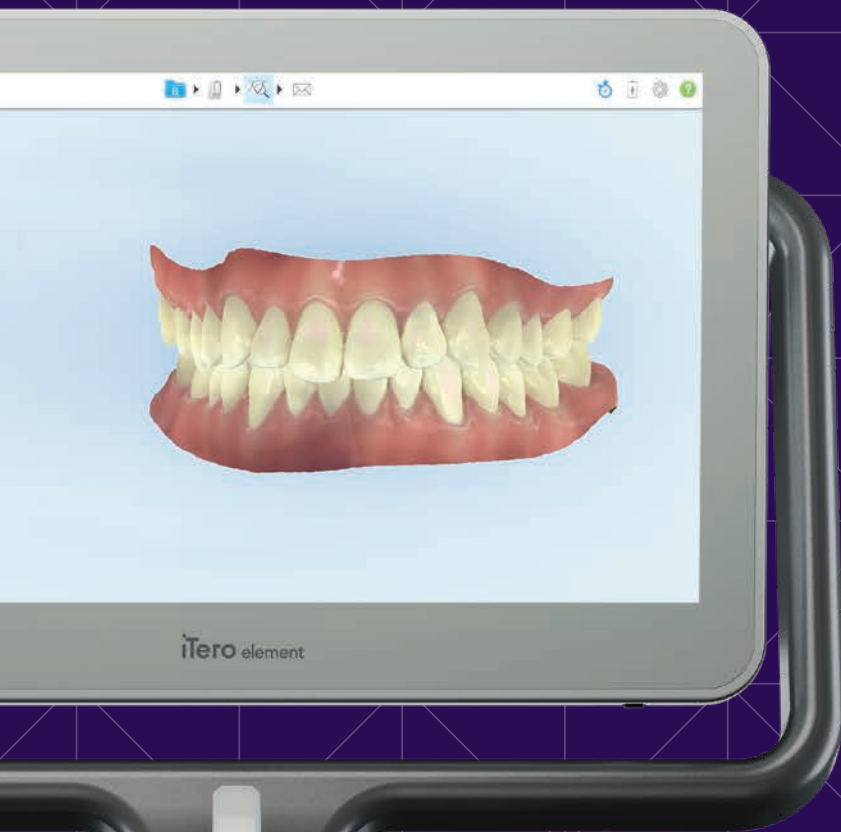


ītero



Visualise a better practice

For **Orthodontists**



Powerful & portable



I'm iTero Element 2 and I bring innovation to visualisation

iTero Element 2 delivers faster scan processing, enhanced ergonomics and high-definition colour imaging, making it the perfect partner for the modern practice.

Experience the next generation

- Next-gen computing means faster scan processing and quicker start-ups
- 2X faster start-up than the current iTero Element¹
- Expanded 21.5" touch widescreen delivers better visualisation
- Integrated battery for uninterrupted scanning²
- Ergonomic, centred cradle provides easy wand access

**We're big
on results**

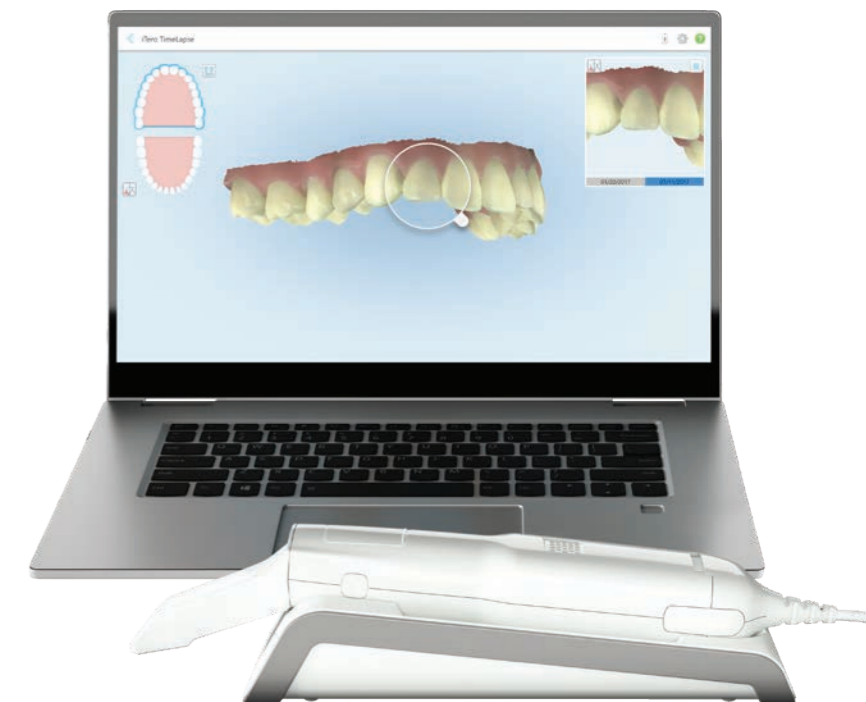
60 seconds
Complete a full arch scan in
as little as 60 seconds⁴

I'm iTero Element Flex and I go wherever you go

iTero Element Flex, a wand-only system with a portable, custom carrying case, lets you bring the technology to even the smallest clinic space. Experience the convenience of on-the-go scanning.³

Experience portability

- Get the speed, reliability and clear imaging you've come to expect from iTero Element
- Wand-only system allows for quick and easy transport between clinics
- Stunning 3D scans for chairside consultations with compatible laptops³
- Carrying case fits the laptop, wand and accessories, with lightweight design and a compact footprint



6.3 million +
Orthodontic scans
performed worldwide⁵

3 million +
Invisalign treatment
related scans⁵

25% faster
The iTero Element 2
processes scans 25% faster⁶

Invisalign® integration

I provide integrated solutions

The Invisalign treatment and iTero® scanner combination is one extremely powerful digital solution with the proven ability to grow your practice.

Increase case acceptance

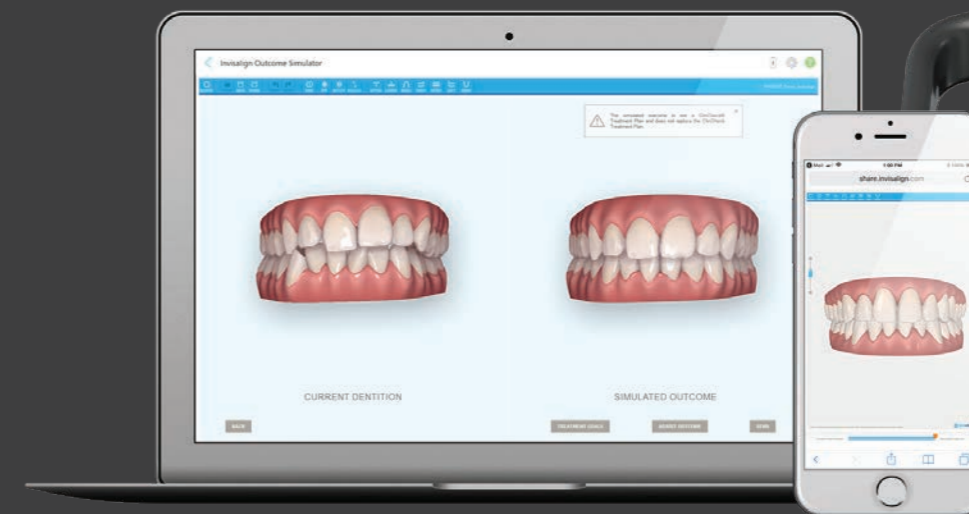
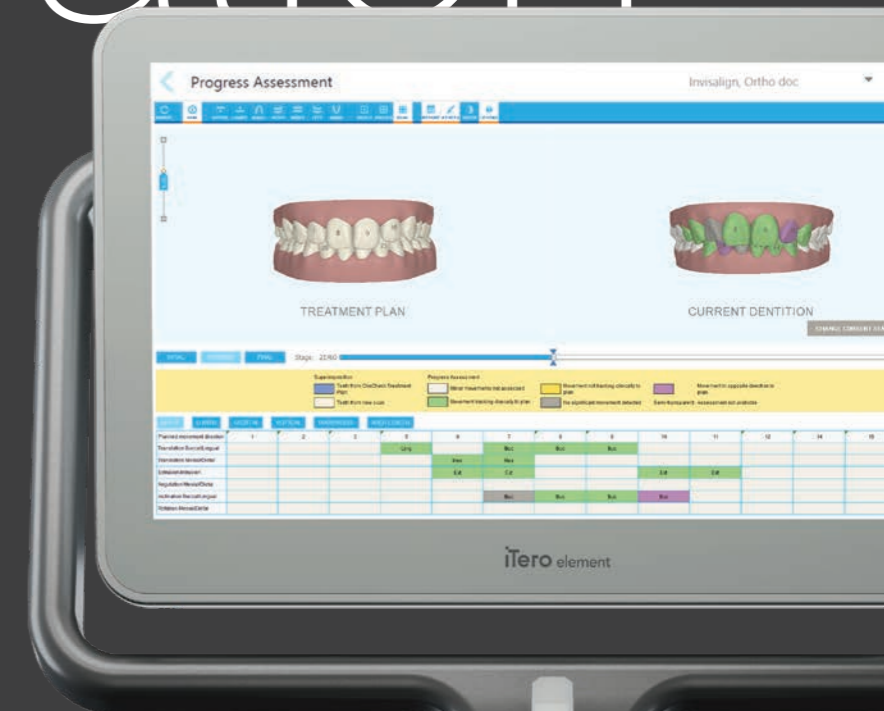
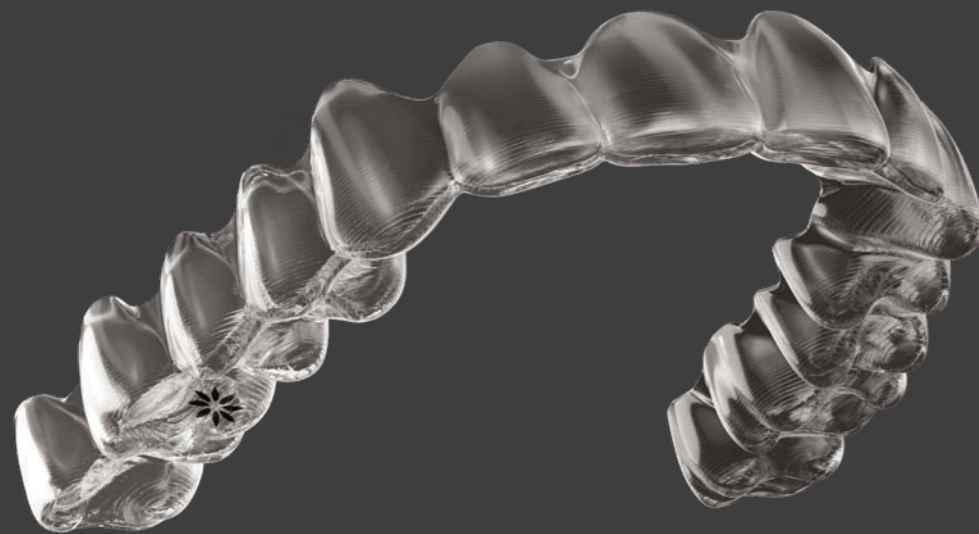
Exclusively powered by iTero, the Invisalign Outcome Simulator helps patients visualise their treatment outcome, make real-time adjustments to simulations and easily project corrections, extractions and IPR.

Track progress

See how your patients' new scans compare with their ClinCheck® treatment plans using the Invisalign Progress Assessment tool. Use this tool as motivation on compliance or education on treatment tracking.

Plan faster

ClinCheck treatment plans submitted using iTero scans are typically posted, on average, 3 times faster to the Invisalign Doctor Site (IDS) than cases using PVS impressions.⁷



I'm proven to grow practices

A recent peer-reviewed study published by *The Journal of Clinical Dentistry* confirms the introduction of iTero digital scanning with Invisalign treatment increases case volume and drives practice growth.⁸

Within 6 months
the iTero scanner can pay for itself⁹



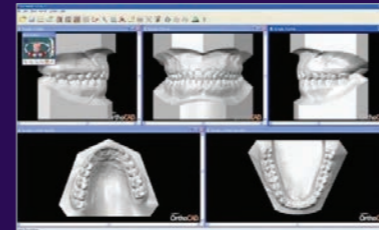
Incremental cases

12.42 or 22.67%
additional Invisalign cases at 12 months

Comprehensive platform



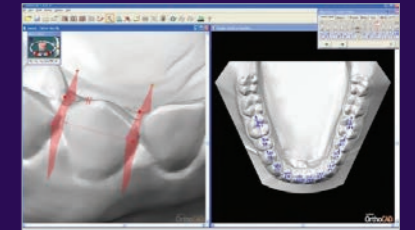
The iTero Element orthodontic software is a comprehensive platform to service your orthodontic practice needs.



Gallery view for case presentation



Model with full ABO base



Measurement tools

OrthoCAD software integration

With tools for digital analytics and practice management integration, OrthoCAD software helps to ensure that your workflow moves smoothly from performing orthodontic measurements to syncing up patient records.

Digital analytics tools include: teeth width, space, T-J Moyers, Bolton, arch width, canine distance, and overbite/overjet measurements, including point-to-point, point-to-plane, and plane-to-plane measurements.

Open STL export

iTero iRecord STL files are open to send directly to your lab or to export from your iTero cloud account. Scans can be sent to third-party treatment planning providers and can also be exported for integration with cone beam CT data.

Lab connectivity

Send iRecord scans directly to the lab of your choice to quickly and easily process orthodontic appliances, retainers, printed models, indirect bonding and more.

Seeing is believing

Don't just tell your patients they need treatment.

Show them why.

The power of 'seeing is believing' is unleashed through iTero visualisation tools. Keep your patients engaged throughout their entire treatment journey: from beginning to end.

First, we know that visualisation is an important driver for patient treatment acceptance. Show your patients their potential Invisalign treatment outcomes with the **Invisalign Outcome Simulator**. This chairside application is powered exclusively by iTero scanners to help patients visualise how their teeth may look at the end of Invisalign treatment.

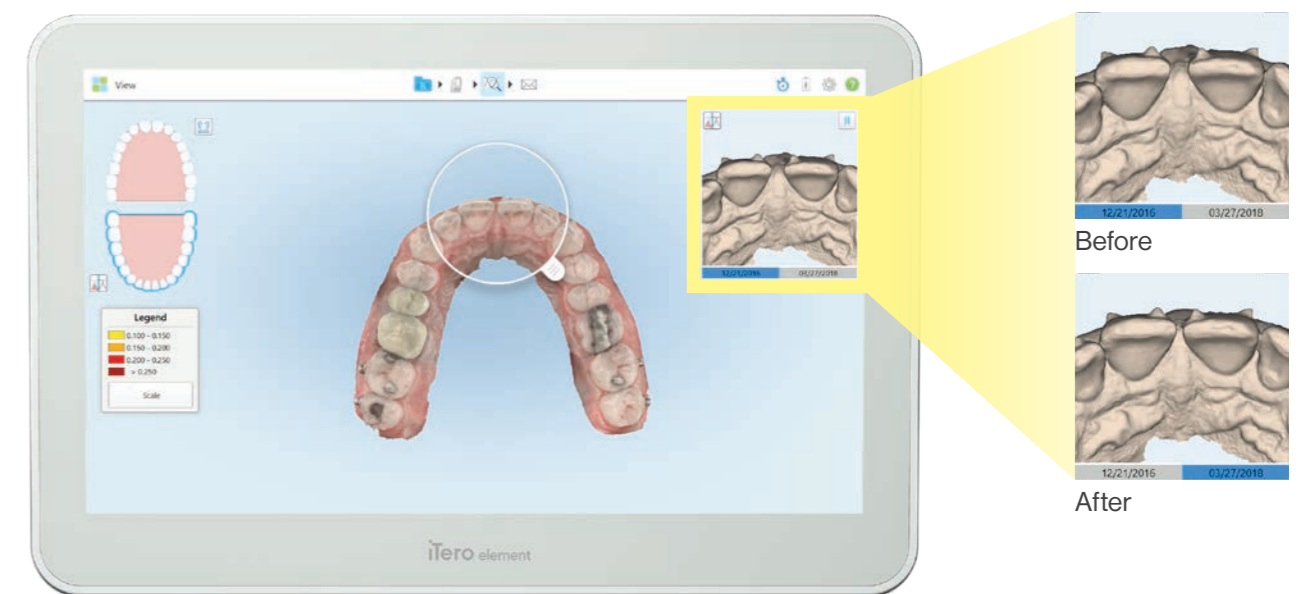
Once in treatment, **iTero TimeLapse** technology shows patients how their teeth are moving over

time. It can be difficult for patients to notice the small changes that are occurring between appointments - TimeLapse is a great way to keep patients engaged in their treatment by highlighting those changes that they cannot see in the mirror.

During treatment, the **Invisalign Progress Assessment** tool demonstrates to the patient how they are progressing to their specific ClinCheck treatment plan. Use this tool in real-time to discuss compliance issues and educate on what the patient can expect at the next appointment. This bolsters their confidence in the treatment and gives them something tangible to look forward to at each visit.



iTero TimeLapse in colour Expressing signs of tooth wear



Proven digital solution

I'm more than just a fast scanner

Integrating digital scanning into your practice requires more than just fast image capture. iTero Element scanners connect rapid image acquisition with high-tech training, technical support and predictable workflow systems.

iTero scanner training

Virtual classroom training transforms the learning experience and is conducted by iTero trainers to ensure integration within the practice.

- 1:1 instructor led virtual classroom training
- Flexible scheduling reduces practice downtime
- Conducted by manufacturer's own trainers
- Self-guided online training foundations and video library
- Advanced training webinars

Choose your preferred scanning solution

Features	iTero Element	iTero Element 2	iTero Element Flex
Accuracy	■	■	■
Rapid scan	■	■	■
Colour scan	■	■	■
Autocalibration	■	■	■
Comprehensive orthodontic workflows	■	■	■
OrthoCAD software integration	■	■	■
Open STL export	■	■	■
TimeLapse Visualisation	■	■	■
Optimised Invisalign Integration	■	■	■
Direct manufacturer technical and clinical support	■	■	■
Plug and play serviceability (no technician required)	■	■	■
1:1 instructor led virtual classroom training	■	■	■
Next generation computing power		■	
Expanded 21.5" touch widescreen		■	
Integrated battery for uninterrupted scanning		■	
Laptop connectivity			■
Custom-designed carrying case			■



More power.
More convenience.
More capabilities for
your practice.⁹

Learn more at [iTero.com](https://www.iTero.com)

To schedule a demonstration, contact us via
iTeroAPAC@aligntech.com



1. Based on comparison of 40 start-up times between each product: iTero Element and iTero Element 2.
2. With a fully charged battery, the user can scan for 30 minutes without having to plug in for power.
3. To use the iTero Element Flex, the user must purchase a laptop separately. For an updated list of recommended Laptop models, please refer to iTero.com or contact your local iTero sales representative.
4. Scan times vary and depend on individual experience. Data on file at Align Technology.
5. Data on file at Align Technology, as of March 5, 2018. Invisalign scans include, but not limited to, additional aligner order scans, progress tracking, and does not reflect total Invisalign case shipments.
6. 25% faster scan processing with the iTero Element 2 as compared to the iTero Element, and based on comparison of 40 Invisalign scans and 40 restorative scans with 3 prep teeth processed by each product: iTero Element and iTero Element 2.
7. Data on file at Align Technology, as of April 10th, 2018.
8. Retrospective data evaluation and quantitative analysis completed by Dr. Mackay, University of Memphis. 495 orthodontic practices worldwide. Mackay MM, et al. Acquisition of a digital intraoral scanning device: An examination of practice volume changes and the economic impact via an interrupted time series analysis. The Journal of Clinical Dentistry 2017; 28 (Suppl): S1-S5.
9. More power, convenience and capabilities compared to the iTero Element system.

INVISALIGN, CLINICHECK, iTERO, iTERO ELEMENT, the iTERO logo, ORTHOCAD, and iRECORD among others, are trademarks and/or service marks of Align Technology, Inc. or one of its subsidiaries or affiliated companies and may be registered in the U.S. and/or other countries. ©2018 Align Technology, Inc. All rights reserved. 205262 Rev A